


The Register in 2022

This report provides an overview of registration activity in the General Chiropractic Council between 1 January to 31 December 2022 and is a snapshot of the Register of Chiropractors as of 31 December 2022.



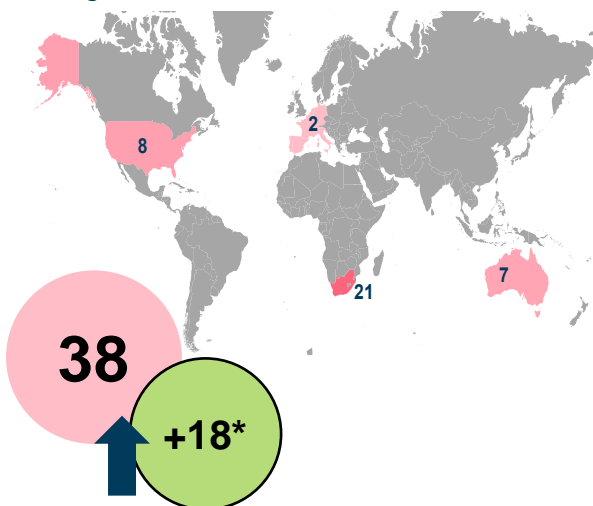
+At 31 December 2022

*When compared to 2021 figures

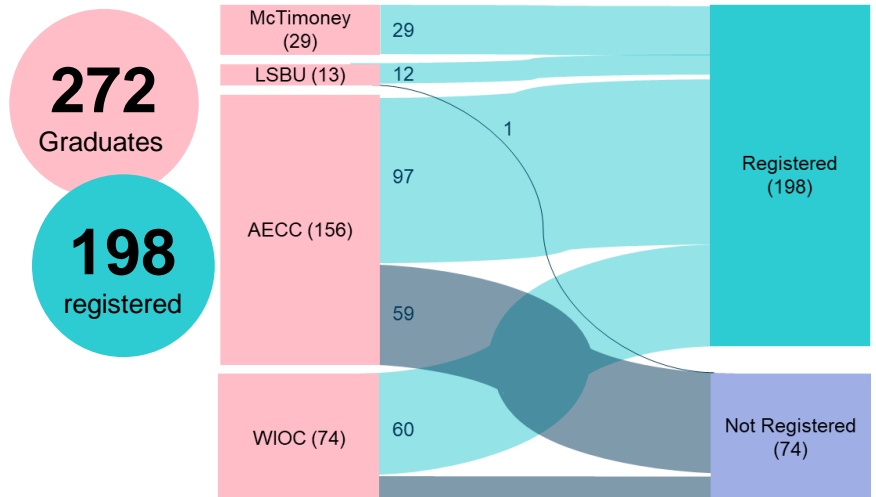
The register grew in 2022 to 3,578 registrants; the highest percentage increase year on year since 2015; and is predicted to continue growing for at least the next five years.

Origins of New Registrants

Qualification Country of New Registrants via International Route

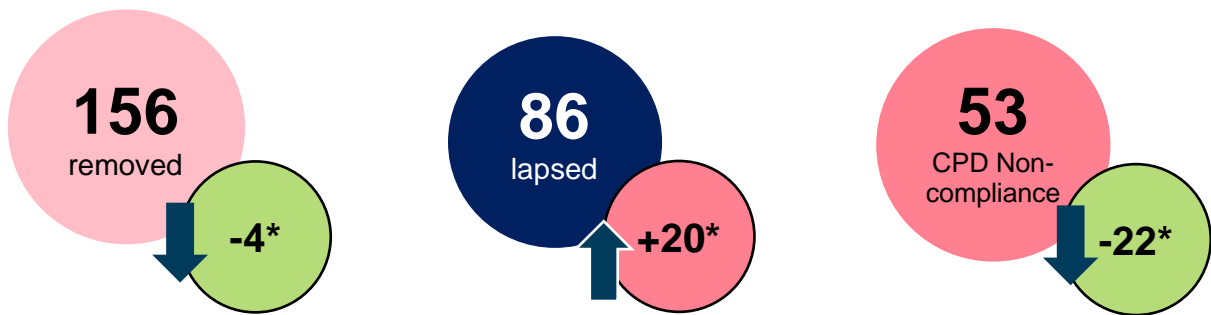


Destination of UK Approved Course Graduates

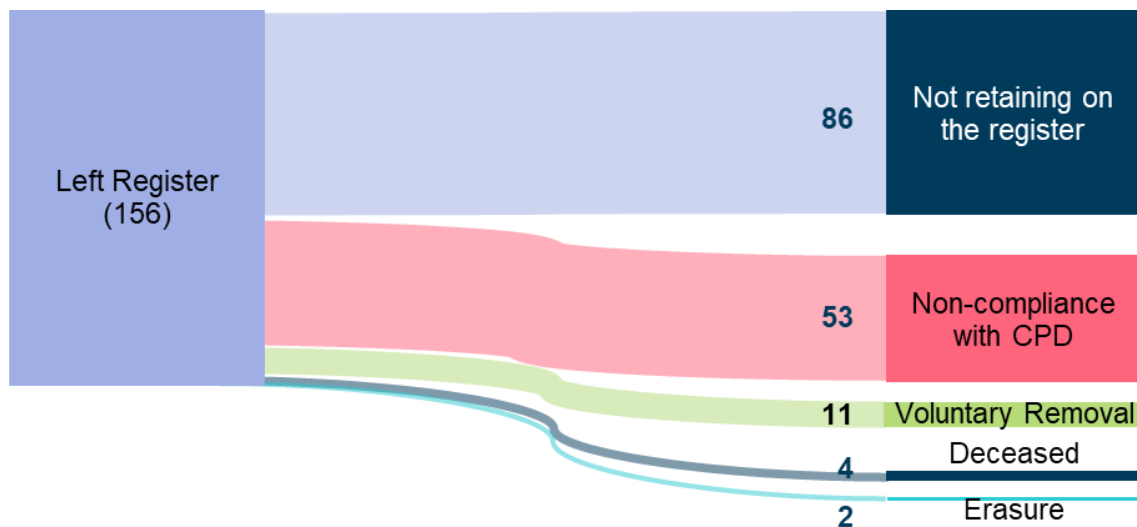


The growth in the register is driven by increased intake of students at existing colleges (McTimoney College of Chiropractic (MCC), AECC University College, University of South Wales (WIOC)). We expect it to continue as the first cohorts graduate from the two newest programmes, with the first cohort graduating from London South Bank University (LSBU) in July 2022. While there was a marked increase in registrations through the international route in 2022, we do not consider this to be a sustained trend.

Trends in Register Leavers - 2022



In 2022, 156 registrants were removed from the register, which is comparable to 2021 (160) and 2020 (162). Of note is that there was an increase in lapses (failure to complete the retention process) on the previous year; and a corresponding decrease in failure to complete CPD.

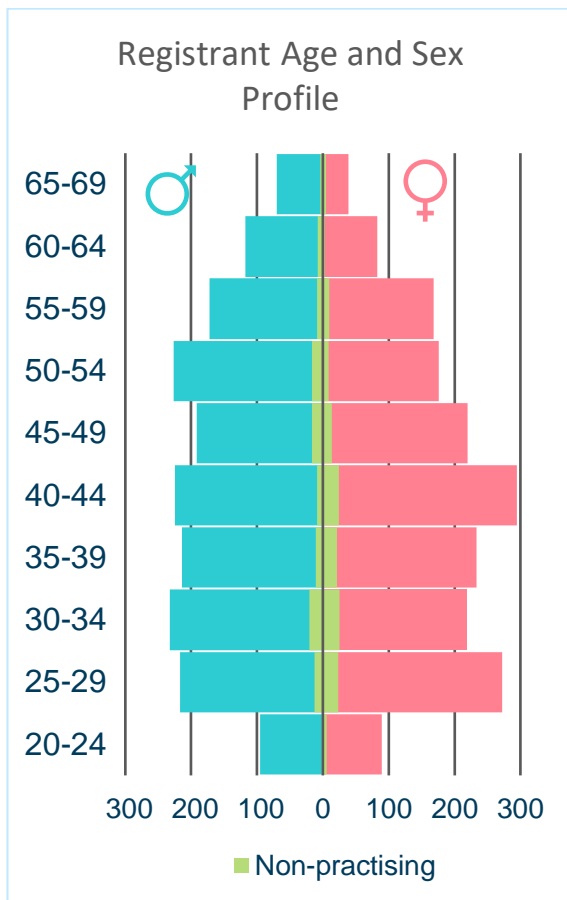


Although the register is split equally across the sexes, more females left in 2022 than males. Women leaving were younger (largest cohort aged 30-44) than men (largest cohort aged 45-59). It may be that women were leaving for family reasons, while the men were taking early retirement, but further research is needed to confirm this.

In terms of years in practice, the greatest cohort of leavers had been registered for between 1 and 5 years.

Demographic profile of the register population

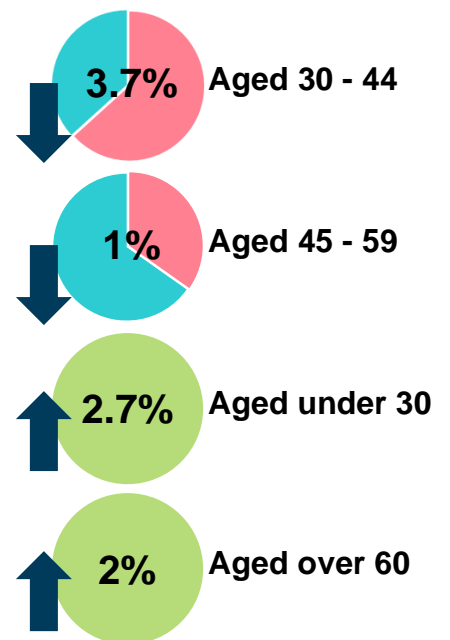
Age and Sex



The GCC has 100% data on sex of registrants, showing an even balance:

50.2% Female: 49.8% Male

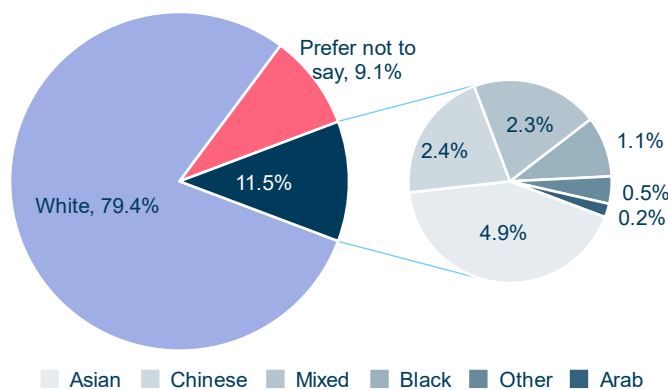
Changes since 2021



While the profession is very balanced in terms of sex, more females (54%) than males (46%) left the profession in 2022.

The percentage increases in representation below age 30 are due to an increase in graduate numbers, and as a proportional response to the leavers.

Ethnicity



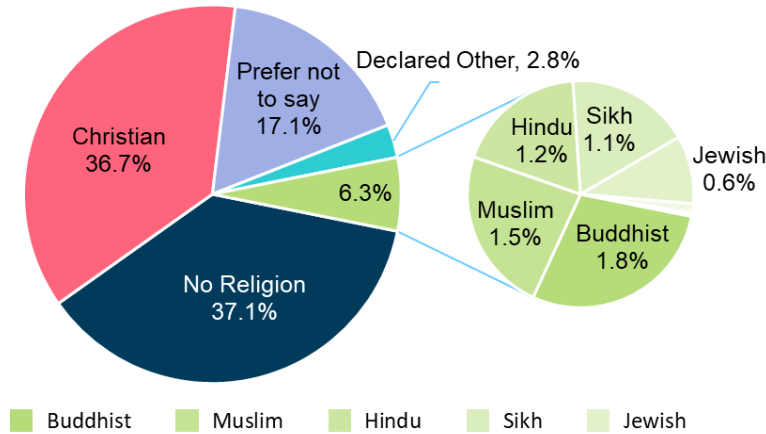
A more diverse student intake is beginning to be reflected in the register, with a 1% shift away from registrants identifying as white in 2022.

In total 12% of the register identify with a minority ethnicity (compared with 18.3% of the UK population in 2021 census).

The data for religion, sexuality and disability is presented for completeness, but does not yield any specific insights. There is very little change from previous years.

Religion/Beliefs

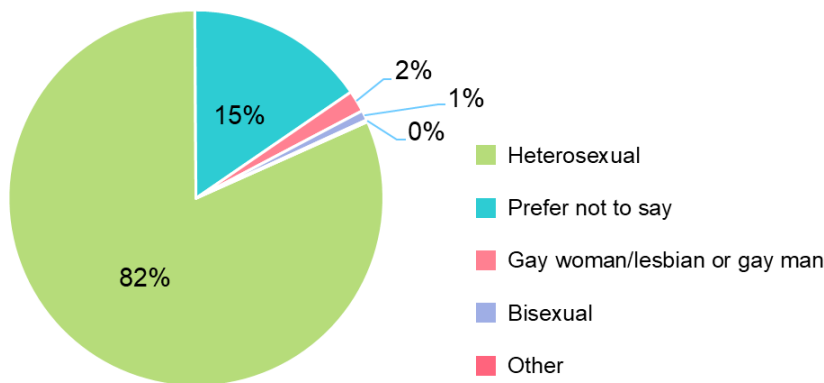
Which religion or belief system does the registrant identify with?



The proportions broadly reflect the [2021 census data](#) (37.2% no religion, 46.2% Christian, 6% prefer not to say, 6.5% Muslim, 1.7% Hindu).

Sexual Orientation

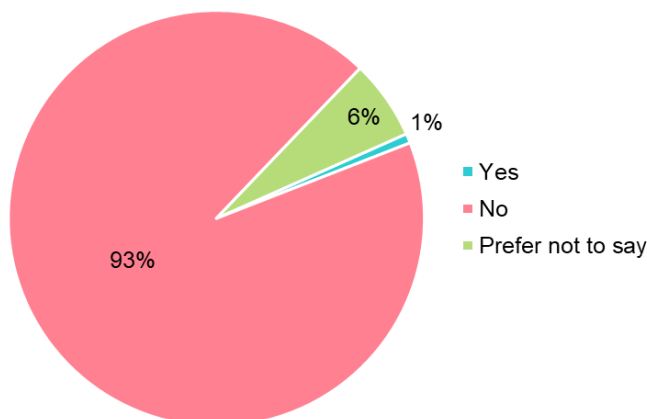
Which sexual orientation does the registrant identify with?



The proportions broadly reflect the [2021 census data](#), (3.2% LGB+, 89.4% heterosexual, 7.5% prefer not to say).

Disability

Does the registrant consider themselves as disabled?



Not unexpectedly, fewer chiropractors consider themselves disabled than the general populations according to the [2021 census data](#) (17.7% disabled, 82.2% non-disabled, no option to not answer).