



General
Chiropractic
Council

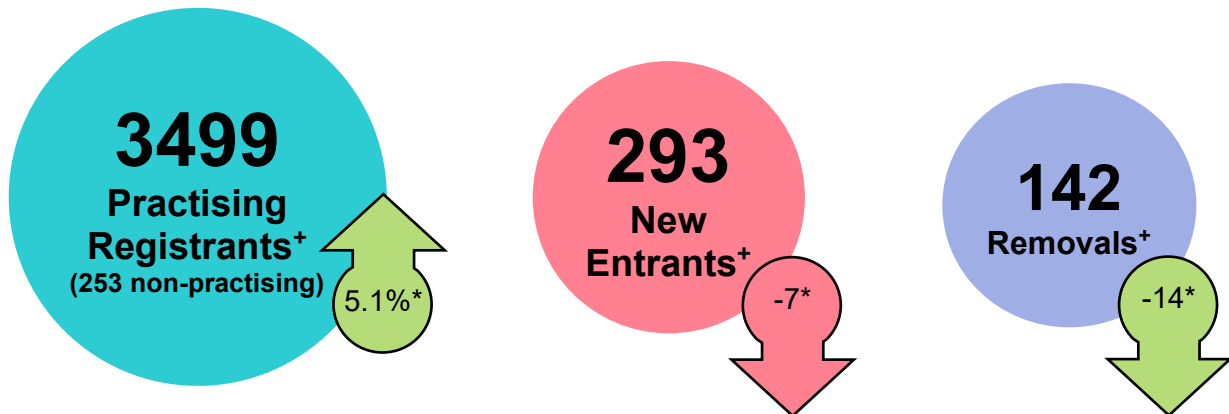
The Register Annual Report

2023



The Register in 2023

This report provides an overview of registration activity in the General Chiropractic Council between 1 January to 31 December 2023 and is a snapshot of the Register of Chiropractors as of 31 December 2023.

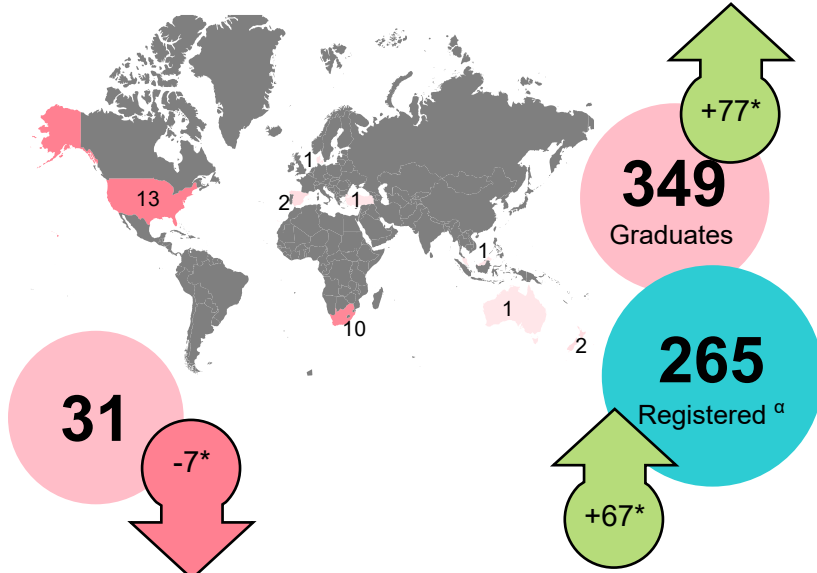


+ at 31 December 2023
* when compared to 2022 figures

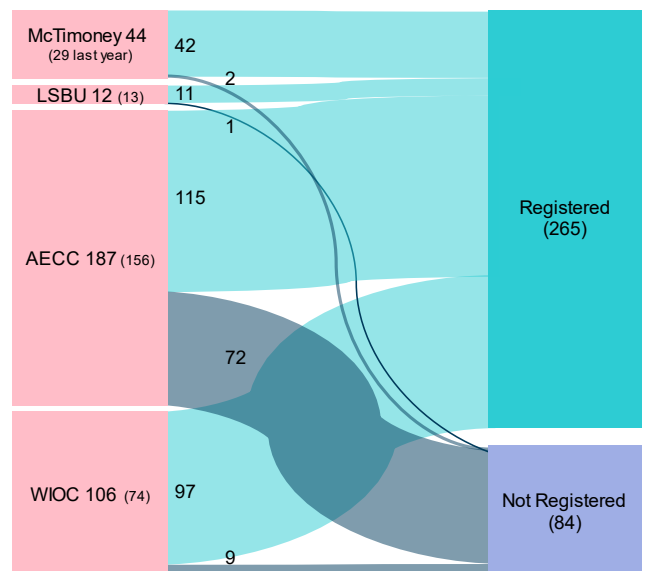
Despite a slight decrease in new entrants, the register grew in 2023 to 3,752, with more new entrants than removals. It is predicted to continue growing for at least the next four years.

Origins of New Registrants

Qualification Country of New Registrants via International Route in 2023



Destination of UK Approved Course 2023 Graduates^α

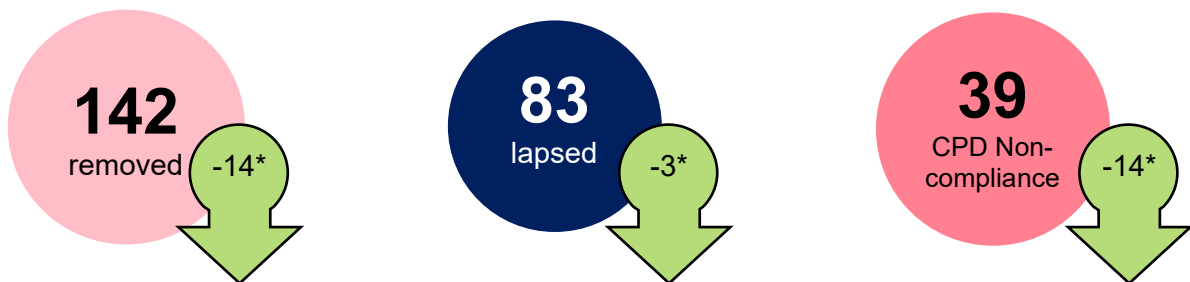


^α destination registration figures include individuals who completed a course in 2023, and have since joined the register (as at 12 February 2024).

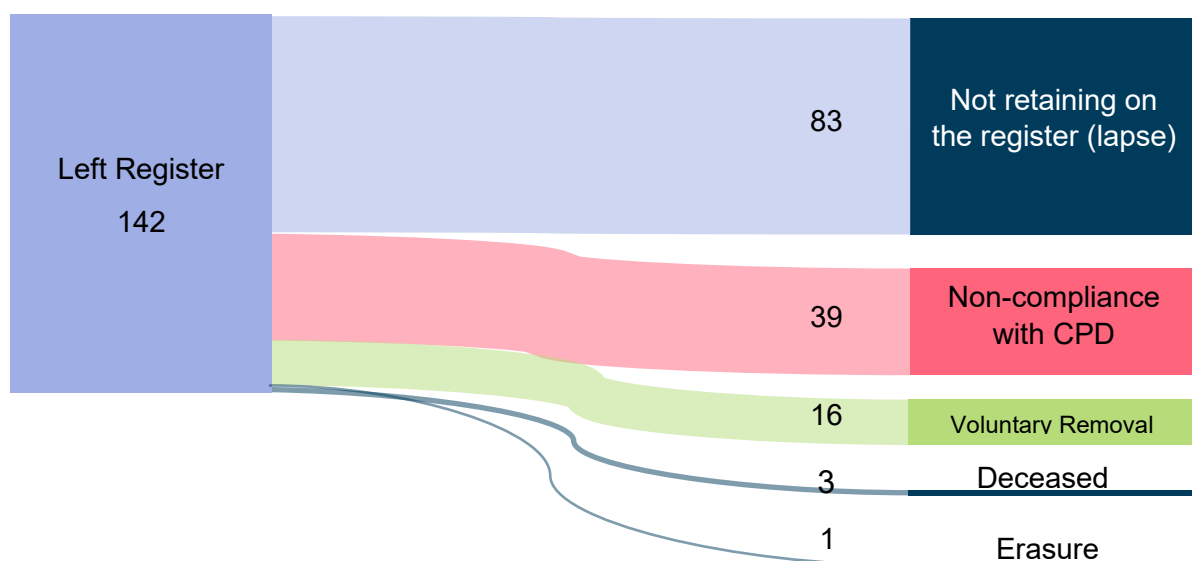
The majority of registrants through the international route are concentrated from a few countries, with the USA (13) and South Africa (10) standing out. There were also joiners from Australia, Denmark, Malaysia, New Zealand, Spain and Türkiye.

The growth in the register is driven by increased graduation of students from existing education providers McTimoney College of Chiropractic (MCC), AECC University College, University of South Wales (WIOC)) with only London South Bank University (LSBU) falling slightly.

Trends in Register Leavers - 2023



In 2023, 142 registrants were removed from the register, (compare 2022: 156; 2021:160; 2020:162). While removals for failure to complete CPD and complete retention fell slightly, the number of applications for Voluntary Removal increased by 5. There was one erasure (strike off) in 2023.



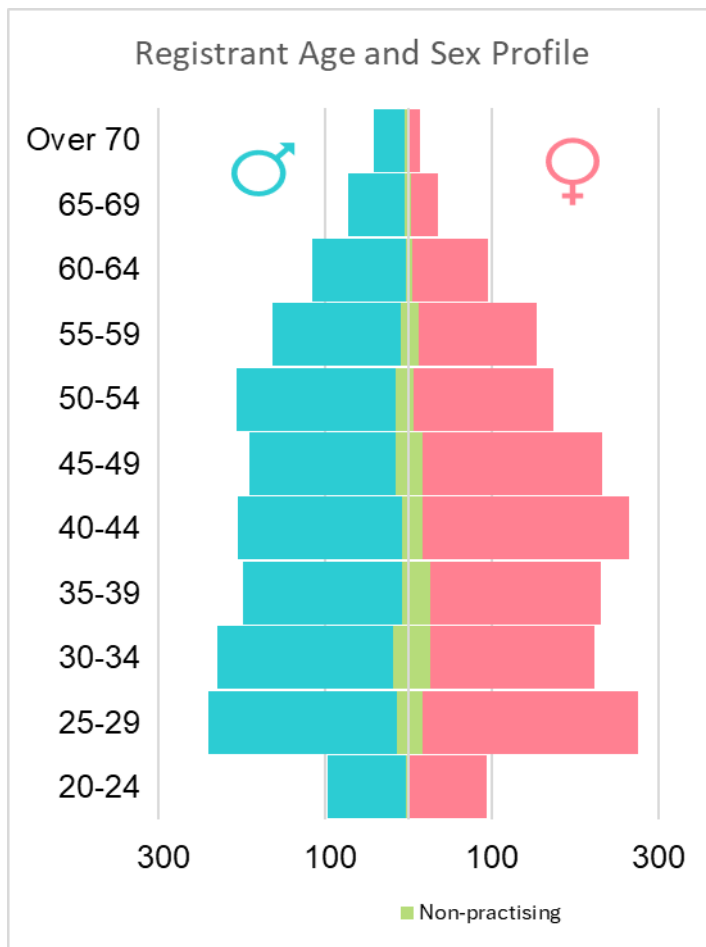
Leavers reflected the wider register in that there was an approximate 50:50 split between male and females leaving the register.

Of the 24 leavers with qualifications from overseas, 10 had been registered for less than five years (5 registered in 2022).

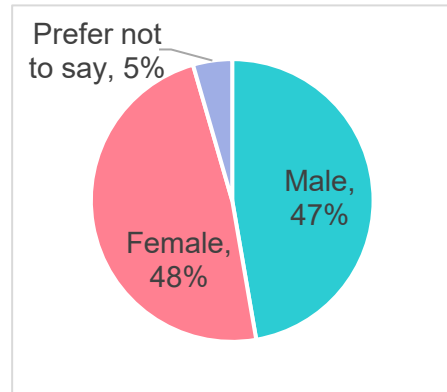
Of the total 142 leavers, 13 had first registered in 2022 (and one had first registered in 2023!). Another notable cohort were 30 that had first registered between 1999 and 2001 when the register was first created.

Demographic profile of the register population

Age and Sex



Registrants reported their sex as



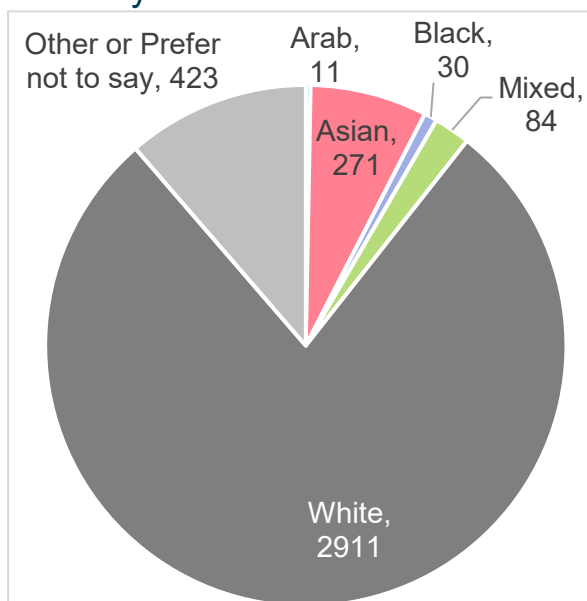
Note.

In previous years, this report has used “male” or “female” data published within the register.

This approach did not give registrants the opportunity to opt their data out of demographic reporting, nor did it define whether the data was sex or gender.

From 2023 retention onwards, we have separately asked for the registrant’s sex, and given the option to opt out.

Ethnicity



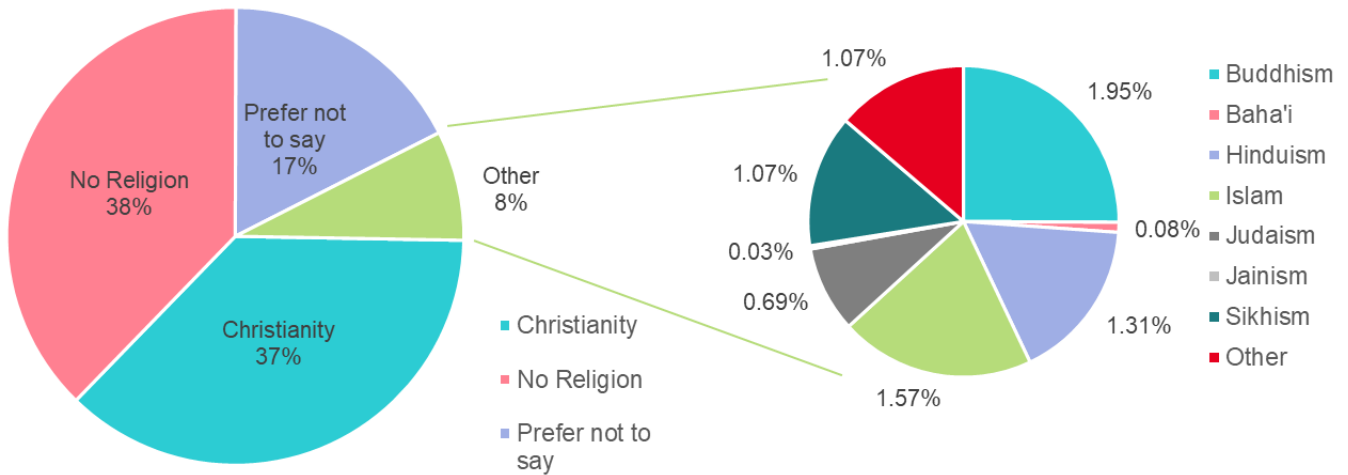
In total 12.7% of the register identify with a minority ethnicity (compared with 18.3% of the UK population in 2021 census).

6.1% of the register responded “prefer not to say” when asked their ethnicity.

The data for religion, sexuality and disability is presented for completeness, but does not yield any specific insights. There is very little change from previous years.

Religion/Beliefs

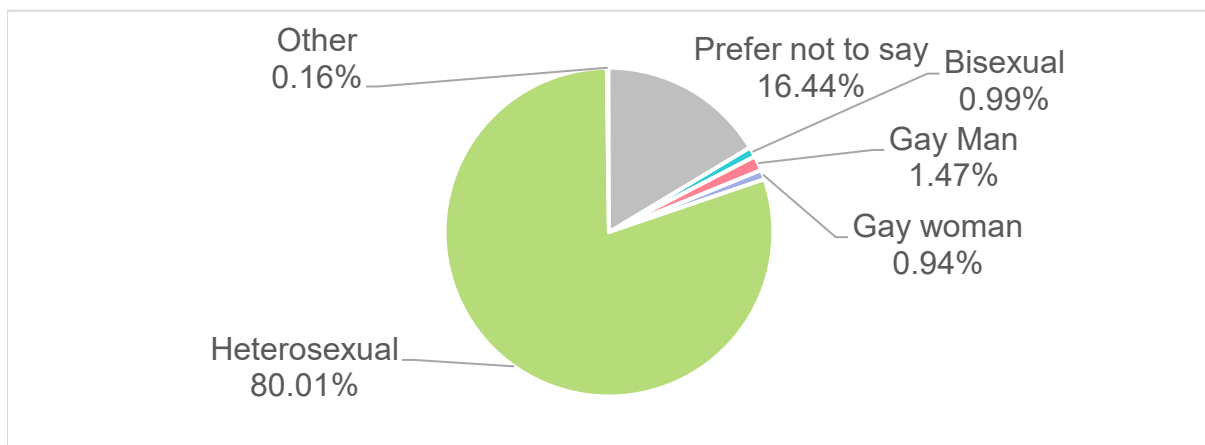
Which religion or belief system does the registrant identify with?



The proportions broadly reflect the [2021 census data](#) (37.2% no religion, 46.2% Christian, 6% prefer not to say, 6.5% Muslim, 1.7% Hindu).

Sexual Orientation

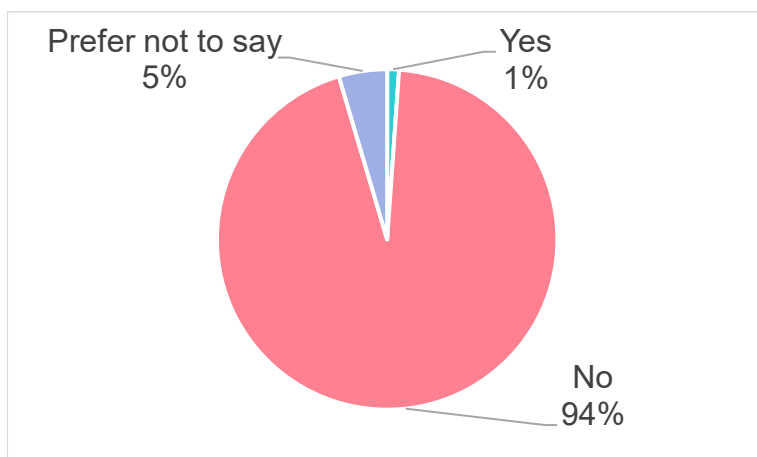
Which sexual orientation does the registrant identify with?



The proportions broadly reflect the [2021 census data](#), (3.2% LGB+, 89.4% heterosexual, 7.5% prefer not to say).

Disability

Does the registrant consider themselves as disabled?



Not unexpectedly, fewer chiropractors consider themselves disabled than the general populations according to the [2021 census data](#) (17.7% disabled, 82.2% non-disabled, no option to not answer).